





## Digital Storytelling Tools for Middle Level Learners AMLE 2018




Created by Dr. Tracy A. McNelly, [tracy.mcnelly@stvincent.edu](mailto:tracy.mcnelly@stvincent.edu)  
Assistant Professor, Saint Vincent College

Tool	Description	Cost
<p>Animoto <a href="https://animoto.com/">https://animoto.com/</a></p> <p>Teacher Animoto: <a href="https://animoto.com/education/classroom">https://animoto.com/education/classroom</a> -for teacher and up to 50 students</p>	<p>Tool to make videos where you can imbed images (stock photos and your own images), video, and sound (music—uploaded or from their library, narration—student voice). Students build the story from scratch or can select from templates. Animoto plays the story as a video.</p> <ul style="list-style-type: none"> <li>✓ Cloud-based</li> <li>✓ App available (not as many features)</li> <li>✓ Easy to use</li> <li>✓ Drag and drop features</li> <li>✓ Downloadable video file or link</li> </ul>	<ul style="list-style-type: none"> <li>✓ Can get a free trial</li> <li>✓ Can sign up for a free teacher account</li> <li>✓ Paid account provides more features</li> </ul>
<p>Binumi <a href="https://www.binumi.com/">https://www.binumi.com/</a></p> <p>Binumi Education <a href="https://www.binumi.com/education/">https://www.binumi.com/education/</a></p>	<p>Students can upload their own media or select images, videos, and audio clips from the library. Then can add voice recordings, text, filters, etc. There are a variety of premade templates.</p> <ul style="list-style-type: none"> <li>✓ Cloud-based</li> <li>✓ App available</li> <li>✓ Moderate ease of use</li> <li>✓ Drag and drop features</li> <li>✓ Stories are stored in the Cloud on Binumi</li> </ul>	<ul style="list-style-type: none"> <li>✓ Free</li> <li>✓ Paid has additional features</li> </ul>
<p>Book Creator <a href="https://bookcreator.com/">https://bookcreator.com/</a></p>	<p>Students create a book from scratch adding images, sound, voice, text, links.</p> <ul style="list-style-type: none"> <li>✓ Easy to use</li> <li>✓ Drag and drop features</li> <li>✓ Download as ebook, print, or publish in the online library</li> </ul>	<ul style="list-style-type: none"> <li>✓ Free</li> </ul>
<p>GoAnimate for Schools <a href="https://goanimate4schools.com/public_index">https://goanimate4schools.com/public_index</a></p>	<p>Students select a template or create from scratch. They select characters and objects that are animated. They can add songs text, and narration throughout.</p> <ul style="list-style-type: none"> <li>✓ Moderate Ease of Use</li> <li>✓ Safety Features Built In (Blocks all social media sites)</li> <li>✓ Videos are published on teacher site only</li> </ul>	<ul style="list-style-type: none"> <li>✓ Free</li> </ul>
<p>Make Beliefs Comix <a href="https://www.makebeliefscomix.com/">https://www.makebeliefscomix.com/</a></p> <p>Pixton for Schools <a href="https://schools.pixton.com/schools/overview">https://schools.pixton.com/schools/overview</a></p>	<p>This site is for creating comic strips. You can choose from a variety of characters, words, objects, backgrounds, etc. to add to the comic strip. There is a max of 9 panels.</p> <ul style="list-style-type: none"> <li>✓ Easy to use</li> <li>✓ Drag and drop features</li> <li>✓ Share via email and can print</li> </ul>	<ul style="list-style-type: none"> <li>✓ Free, but contains lots of ads on the site</li> </ul>
<p>PowToon <a href="https://www.powtoon.com/home/">https://www.powtoon.com/home/</a></p> <p>PowToon Education <a href="https://www.powtoon.com/edu-home/?locale=en">https://www.powtoon.com/edu-home/?locale=en</a></p>	<p>Students can select from a variety of templates or create their own. The site provides stickers, characters, objects, etc. to add to the scenes. You can animate the characters and objects and change the slide transition. You can add text, music and narrate each slide. Plays like a video.</p> <ul style="list-style-type: none"> <li>✓ Moderate ease of use</li> <li>✓ Drag and drop features</li> <li>✓ You can save as a YouTube video</li> </ul>	<ul style="list-style-type: none"> <li>✓ Free</li> <li>✓ Paid has additional features</li> </ul>

<p>Smilebox  <a href="https://www.smilebox.com/">https://www.smilebox.com/</a></p>	<p>This is like a slideshow with multimedia features built in the show. Students can select a variety of slide backgrounds. Slides have music already embedded, but students can change this and upload their own music. Students then personalize the slides. Students can add photos and text, format the style and color scheme. Students cannot narrate slides with voice, just text.</p> <ul style="list-style-type: none"> <li>✓ Easy to use</li> <li>✓ Drag and drop features</li> <li>✓ Downloadable video file or link</li> </ul>	<ul style="list-style-type: none"> <li>✓ Free templates with watermark</li> <li>✓ You can get a free trial of the upgraded account</li> <li>✓ Paid account \$3.99 per month</li> </ul>
<p>Storybird  <a href="https://storybird.com/">https://storybird.com/</a></p> <p>Storybird for Educators  <a href="https://storybird.com/educators/">https://storybird.com/educators/</a></p>	<p>Tool to create visual stories. Artwork is curated from illustrators and animators around the world. Students can print and download the stories. Students begin a story by selecting a piece of art or by starting with a challenge (i.e.: write a 100-word flash fiction story). Students can create a poem (single page), Picture book (multi-page where you can add words), or Longform Book (multi-chapter). Provides How to write guides.</p> <ul style="list-style-type: none"> <li>✓ Cloud-based</li> <li>✓ App available (not as many features)</li> <li>✓ Easy to use</li> </ul>	<ul style="list-style-type: none"> <li>✓ Free</li> </ul>

### Digital Storytelling Apps

<b>Tool</b>	<b>Description</b>	<b>Cost</b>
<p>Animoto</p> 	<p>Tool to make videos where you can imbed images video, and sound.</p> <ul style="list-style-type: none"> <li>✓ Grades 3-12</li> <li>✓ iPad and android</li> <li>✓ Easy to use</li> <li>✓ Drag and drop features</li> </ul>	<ul style="list-style-type: none"> <li>✓ Free</li> <li>✓ Paid version as well</li> </ul>
<p>Book Creator</p> 	<p>Students can add photos, audio, text, video and more to create a digital story.</p> <ul style="list-style-type: none"> <li>✓ Grades 3-12</li> <li>✓ Android and iPad</li> <li>✓ Student work can be stored in an online library</li> <li>✓ Very easy to use</li> </ul>	<ul style="list-style-type: none"> <li>✓ Free</li> <li>✓ Paid version as well</li> </ul>
<p>Scribble Press</p> 	<p>Book creator with drawing and writing tools such as digital stickers, characters, backgrounds, music, publishing options. Students start with pre-made templates or can start from scratch.</p> <ul style="list-style-type: none"> <li>✓ Grades K-5</li> <li>✓ Android and iPad</li> <li>✓ Publish online or print</li> </ul>	<ul style="list-style-type: none"> <li>✓ 2.99-4.99</li> </ul>
<p>Shadow Puppet Edu</p> 	<p>Students can combine photos and videos, add narration and music and add text and draw on the screen.</p> <ul style="list-style-type: none"> <li>✓ Grades K-6</li> <li>✓ iPad</li> <li>✓ Can export stories</li> </ul>	<ul style="list-style-type: none"> <li>✓ Teachers can sign up for a free resource kit</li> <li>✓ Free app</li> </ul>

<p>Storyboard That</p> 	<p>Students can add scenes and characters (pose the character) and add objects and text to each scene. Can upload images.</p> <ul style="list-style-type: none"> <li>✓ Grades 3-8</li> <li>✓ Google Chrome</li> <li>✓ Also, has website for Internet use</li> <li>✓ Moderate ease of use</li> <li>✓ Saved in Google account</li> </ul>	<ul style="list-style-type: none"> <li>✓ Free</li> </ul>
<p>Toontastic</p> 	<p>Students choose from three story options: short story, classic story, and science report. Each has a basic story outline -- set, conflict, challenge, climax, and resolution -- and a brief overview of what each plot point means. Students can use the included sets and 3D characters or design their own with simple drawing tools. Each scene can record voice narration and movement, and music</p> <ul style="list-style-type: none"> <li>✓ Grades K-5</li> <li>✓ Android and iPad</li> <li>✓ Pieces are put together in a video</li> </ul>	<ul style="list-style-type: none"> <li>✓ Free</li> </ul>
<p>WeVideo</p> 	<p>Students can add photos, audio, text, narration, and more to create a digital story.</p> <ul style="list-style-type: none"> <li>✓ Grades 3-12</li> <li>✓ Android and iPad</li> <li>✓ Student work downloaded as video and stored on WeVideo site</li> <li>✓ Very easy to use</li> </ul>	<ul style="list-style-type: none"> <li>✓ Free</li> <li>✓ Paid version as well</li> </ul>